

Landscape Master plan

Phase 2

Years 5 - 10



Italian Alder



Austrian Pine



Holm Oak



London Plane



Carpinus betulus

Group of evergreen pines and medium sized broad leaf trees planted with amenity grassland

Native hedgerow planting on the outside of fence.

'Woodland Buffer' Row of Italian Alder planted along boundary to provide initial screening. These will be inter-planted with a mix of large and medium scale native trees and evergreen conifers to create secondary screening and provide a more naturalised long term character. This area will be under-planted with a native mix of under-storey shrubs including Holly, Hazel, Yew, Dogwoods, Blackthorn, Buckthorn, Dog Rose, Elder and Guelder Rose.

Row of upright fast growing Italian Alder to provide screening of decked car park and northern elevation.

Cladding system to facades of decked car park.

Native hedgerow planting on the outside of fence.

'Woodland Buffer' Row of large species trees planted along boundary to provide long term screening. These will be inter-planted with a mix of large and medium scale native trees and evergreen conifers to create secondary screening and provide a more naturalised long term character. This area will be under-planted with a native mix of under-storey shrubs including Holly, Hazel, Yew, Dogwoods, Blackthorn, Buckthorn, Dog Rose, Elder and Guelder Rose.

Upright street trees planted along edge of brideway to define route

Native hedgerow planting on the outside of fence.

Group of evergreen pines and medium sized broad leaf trees planted with amenity grassland

Occasional standard trees to be included in native hedge along northern boundary.

'Woodland Buffer' Row of large species trees along boundary to provide long term screening. These will be inter-planted with a mix of large and medium scale native trees and evergreen conifers to create secondary screening and provide a more naturalised long term character. This area will be under-planted with a native mix of under-storey shrubs including Holly, Hazel, Yew, Dogwoods, Blackthorn, Buckthorn, Dog Rose, Elder and Guelder Rose.

Native hedgerow planting on the outside of fence.

Row of upright fast growing Italian Alder to provide screening to northern elevation and compensate for lack of boundary planting. Will require constructed tree pits.

Upright street trees planted along edge of brideway to define route
Proposed evergreen hedge, Prunus laurocerasus 'Rotundifolia' 100-150cm tall.

Shrub bed with feature trees within staff car park to soften and enhance staff and visitor experience.

Bridalway

Proposed evergreen hedge, Prunus laurocerasus 'Rotundifolia' 100-150cm tall.

Shrub bed with 4 no feature trees to create and enhance main building entrance.

Group of medium sized broad leaf trees planted with amenity grassland

Native hedgerow planting on the outside of fence. Fence move back as far as possible from edge of bridal way.

Upright street trees planted along edge of brideway to define route

Open area of grassland/wildflower/bulb planting to give sense of space to Bridlway

Bridlway



Phase 1 Years 0 to 5



Phase 3 Years 15+

Legend

Large species tree (Tilia x europaea 'Pallida' or Platanus x hispanica 4.5-5m Tall)



Evergreen Species Tree (Pinus Nigra 1.5-2m Tall)



Large Broad leaf specimen Tree (Quercus robur/ Quercus ilex/ Populus nigra / Tilia Cordata 3.5-4m Tall)



Medium Native Tree Species (Betula Pendula, Acer campestra, Prunus avium, Prunus padus, Crataegus monogyna, Quercus robur, Sorbus aria, Populus tremula)



Upright Fast Growing Feature Tree (Alnus Cordata 5-6m Tall)



Medium sized Fastigate Street Tree (Acer campestra 'Streetwise', Carpinus betulus 'Fastigiata')



Shrub and ground cover planting



Native Hedgerow planting




Evergreen Hedgerow planting



Naturalised grassland/Wild-flowers and bulb planting




Bridlway



Native Hedge



Evergreen Hedge



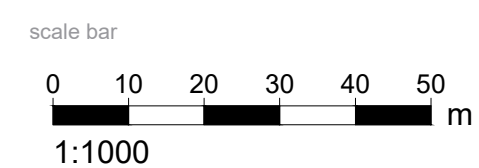
Woodland Buffer



Native ground cover



Wildflower & Bulbs



This drawing and design are the copyright of Lloyd Bore Landscape Architects. Do not scale from this drawing. All dimensions to be checked on site by contractor prior to commencement of any work. All materials, components and workmanship shall comply with the relevant British Standards, Codes of Practice and manufacturers written instructions.

rev.	rev.date	auth.	rev.note
P01	25/11/20	AC	Initial Issue
P02	10/12/20	AC	Amended to reflect revised site boundary

rev.	rev.date	auth.	rev.note

client. **GSE Group**
project. **Waterbrook Park Distribution Depot**
Waterbrook Avenue
Ashford

drawing no. **5536-LLB-XX-XX-DR-L-0002**
drawing title. **Landscape Master plan**
Phase 2
Years 5 to 10

rev. **P02**
suit. **S04**
rev.date. **10/12/2020**
scale. **1:1000**
sheet. **A1**
drawn. **AC**
checked. **JB**

lloyd bore landscape ecology arboriculture
33 ST. GEORGE'S PLACE, CANTERBURY, KENT, CT1 1UT
T: 01227 464 340 | W: lloyd bore.co.uk | E: mail@lloyd bore.co.uk